



Heinemann® Hydraulic Magnetic Circuit Breaker 1U Series Slimline

Product Focus

Critical Power
DC Power Distribution
Telecom Applications

Increase Your Power Density

With Eaton's new Heinemann 1U Series Slimline Hydraulic Magnetic Circuit Breaker you can increase your power density without sacrificing performance. The 1U Series Slimline offers the precision performance of a full size hydraulic magnetic breaker in a miniaturized package. Designed specifically for rack-mount applications, the Slimline's reduced height is ideal for tight spaces and the protection of the latest 1U devices.

The 1U Series Slimline is the first hydraulic magnetic breaker to use a snap action mechanism which improves reliability, safety and performance. With snap action, the contacts are controlled by a stored energy mechanism that closes in one swift action when the operator switches the handle to the ON position. This advanced design prevents premature contact failure, improves efficiency and allows for higher current ratings.


The 1U Series Slimline compact size allows greater design flexibility and saves valuable

rack space without sacrificing performance. All configurations are UL® 489 listed for branch circuit protection and conform to IEC standards. Available with an integral auxiliary switch, the breaker allows for integration into the most complex systems.

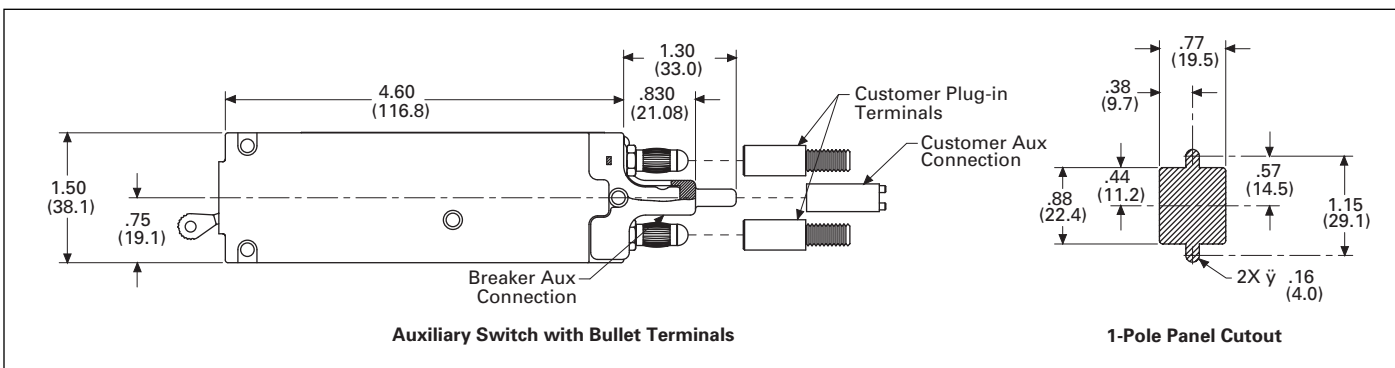
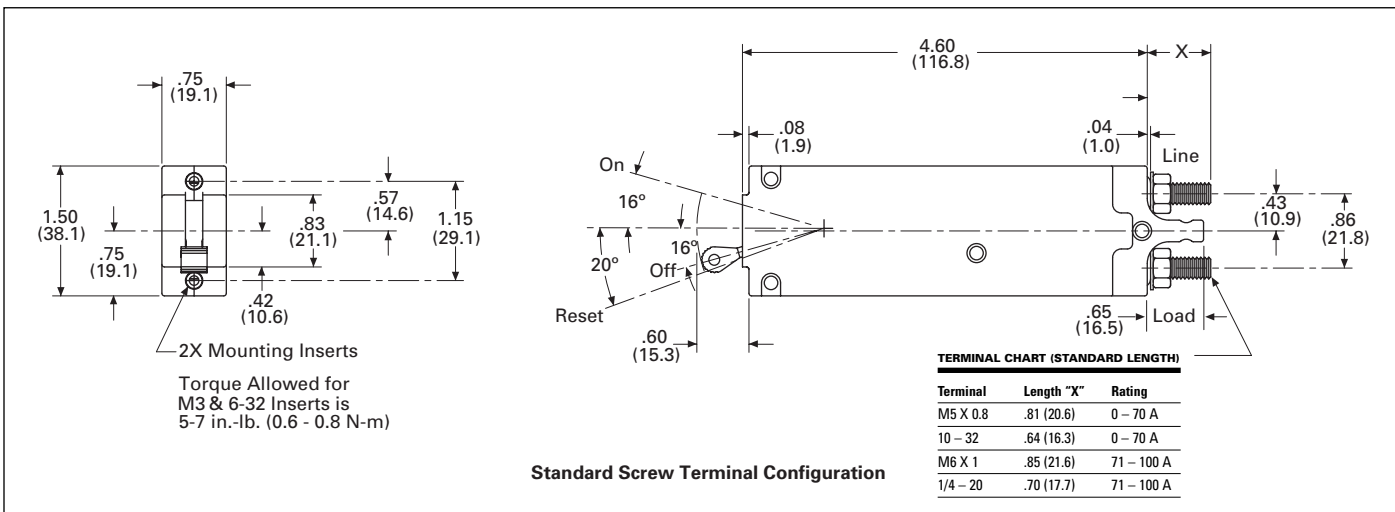
Take your equipment to a new level of power density and protection, never before possible. Learn about how the new Eaton 1U Series Slimline is revolutionizing the dc power protection market today.

1U Series Slimline Product Highlights

- Proven reliability of the Heinemann Hydraulic Magnetic Trip Unit.
- Patented snap action technology for improved performance and reliability.
- World's first circuit breaker designed for 1U height rack-mount applications.
- Ambient compensating trip unit from -40° to +80°C.
- 1.0 – 100 ampere continuous current ratings (100% rated).
- 80 Vdc rating.
- UL 489 listed.
- CE mark.
- Integral auxiliary switch option.
- Bullet, screw or stud terminals.
- Panel removal tool.
- Standard distribution panel configurations available.



Typical Dimensions



Auxiliary Switch Option

PERFORMANCE DATA

Current Range	1 - 100 A ① Continuous (100% Rated)
Voltage	Up to 80 Vdc or up to 240 Vac ①
Interruption Rating	10 kA @ 80 Vdc ① or 10 kA @ 240 Vac ①
Delay Curves	Medium, Short, Instantaneous
Operating Temperature	-40 to + 80°C
Terminals	Screw, Stud or Bullet
Approvals	UL 489 Listed, CE Mark
Auxiliary Switch Rating	100 mA @ 80 Vdc or 300 mA @ 30 Vdc

① Phase I Launch 5 - 60 A, 80 Vdc, 5 kA, UL 489. Consult Customer Service for availability of future releases.

Catalog Number Configuration Guide

Use the table below to select the correct standard catalog number for your application. Standard configuration consists of Series Trip, Imperial Mounting Inserts, UL 489 Listing and Screw Terminals. We also offer custom configurations and assembled DC distribution panels. To get additional technical assistance or for more information about custom applications, call +1 800 356 1243 (Americas), +41 21 841 92 11 (EMEA) or +86 512 6716 3397 (Asia).

CATALOG NUMBERING SYSTEM

Series	Poles	Current Rating (Amperes)	Internal Circuit	Delay Curve	Mounting Inserts	Approvals	Terminals	Auxiliary Switch
SL	1 2	1 - 100 A ②	Series Trip Switch Only SW	Standard Short Delay Instantaneous	C2 Imperial C3 Metric P	UL 489 CE Mark Dual Listing	Screw Stud Bullet	NO Auxiliary NO Contact NC Contact
								③ A1 A2

Note: Catalog number example — SL1005C2.

② Phase I Launch 5 - 60 A, 80 Vdc, 5 kA, UL 489. Consult Customer Service for availability of future releases.

③ No catalog designation is required for a standard catalog configuration.

UL is a federally registered trademark of Underwriters Laboratories Inc. Heinemann is a federally registered trademark of Eaton Corporation.

Eaton Electrical Inc.
1000 Cherrington Parkway
Moon Township, PA 15108
United States
tel: 1-800-525-2000
www.EatonElectrical.com

© 2006 Eaton Corporation
All Rights Reserved
Printed in USA
Publication No. PA01106001E / Z4344
April 2006

